


Pennsylvania Main Line Railroad Stations: A Timeless Architectural Journey



The Main Line Railroad in Pennsylvania, established in the 19th century, played a pivotal role in shaping the region's transportation, economy, and social fabric. Along its storied route, the railroad gave rise to a series of magnificent stations that stand as enduring testaments to the architectural prowess of the era.



Pennsylvania Main Line Railroad Stations: Philadelphia to Harrisburg (Images of Rail) by Phil Duncan

★★★★☆ 4.7 out of 5

Language : English
File size : 42381 KB
Text-to-Speech : Enabled
Enhanced typesetting : Enabled
Word Wise : Enabled
Print length : 131 pages
Screen Reader : Supported



In this article, we embark on a captivating journey through the history and beauty of Pennsylvania's Main Line Railroad Stations. We'll explore their elegant designs, uncover the fascinating stories behind them, and delve into the rich legacy they embody.

Historical Roots

The construction of the Main Line Railroad commenced in the 1830s, connecting Philadelphia to the growing towns and industries of the western suburbs. As the line expanded, the need for stations arose to accommodate the increasing passenger traffic.

The early stations were primarily functional structures, serving as boarding and alighting points. However, as the Main Line became more established, the stations evolved into architectural showpieces, reflecting the affluence and aspirations of the communities they served.

Architectural Splendor

The Main Line Railroad Stations were designed in an eclectic array of architectural styles, showcasing the prevailing tastes of the Victorian and Edwardian periods. From grand Richardsonian Romanesque to stately Georgian Revival, each station possessed its own unique character and charm.

Some notable highlights include:

* **Overbrook Station:** An opulent Richardsonian Romanesque masterpiece with intricate stone carvings and a soaring clock tower. * **Bryn Mawr Station:** A stately Georgian Revival gem with Palladian windows and a grand central archway. * **Ardmore Station:** A magnificent Beaux-Arts structure featuring a columned portico and an elaborate clock face.



Interior Elegance

Beyond their captivating exteriors, the Main Line Railroad Stations also boasted equally impressive interiors. Grand waiting rooms adorned with intricate woodwork, ornate chandeliers, and stained glass windows welcomed passengers with warmth and refinement.

The stations often featured additional amenities such as ticket offices, restaurants, and even libraries. They served as community gathering places, where travelers could socialize, conduct business, or simply relax while waiting for their trains.

Historical Significance

The Main Line Railroad Stations played a significant role in the development of the region. They facilitated the growth of suburban communities, spurred economic prosperity, and connected people from all walks of life.

Over the years, the stations witnessed countless historical events. They served as points of departure for troops during the Civil War and welcomed returning servicemen after the Second World War. They were also instrumental in the region's social and cultural transformation.


Preservation and Legacy

Today, many of Pennsylvania's Main Line Railroad Stations have been meticulously preserved, showcasing their architectural grandeur for generations to come. They continue to serve as transportation hubs, while also functioning as historic landmarks and cultural attractions.

Efforts to preserve and restore these stations have been led by dedicated organizations such as the Main Line Historical Society and the Pennsylvania Historical and Museum Commission. Their efforts ensure that these architectural treasures remain vibrant and accessible for future generations to appreciate.

Pennsylvania's Main Line Railroad Stations are more than just transportation structures; they are captivating architectural gems that tell the story of the region's past, present, and future. From their elegant designs to their rich historical significance, these stations continue to inspire awe and admiration.

We encourage you to embark on your own journey to discover these timeless landmarks. Take a leisurely train ride along the Main Line, admire the architectural splendor of these stations, and uncover the fascinating stories they have to tell. It's a journey that will undoubtedly enrich your appreciation for the enduring beauty and heritage of Pennsylvania.



Pennsylvania Main Line Railroad Stations: Philadelphia to Harrisburg (Images of Rail) by Phil Duncan

★★★★☆ 4.7 out of 5

Language : English
File size : 42381 KB
Text-to-Speech : Enabled
Enhanced typesetting : Enabled
Word Wise : Enabled
Print length : 131 pages
Screen Reader : Supported


FREE

DOWNLOAD E-BOOK



Very Short Introductions: A Gateway to Knowledge Unleashed

In the realm of academia, where vast oceans of information await exploration, Very Short s (VSIs) emerge as a beacon of clarity and accessibility. These concise yet...



Born on the Third of July: An Unforgettable Journey of Resilience, Courage, and Hope

Born on the Third of July is a powerful and poignant memoir that chronicles the author's experiences as a young man drafted into the Vietnam War and...