

# On Technique, Trust, and Responsiveness in the Classroom: A Guide to Effective Teaching Practices

## Table of Contents


1. Chapter 1: The Importance of Technique in Teaching
  2. Chapter 2: Building Trust in the Classroom
  3. Chapter 3: Responsive Teaching: Meeting the Needs of All Students
  4. Chapter 4: Putting It All Together: Creating a Positive and Engaging Learning Environment
  - 5.
- 

## Chapter 1: The Importance of Technique in Teaching

Effective teaching is an art form that requires a combination of skill, knowledge, and dedication. One of the most important aspects of effective teaching is technique. Technique refers to the specific methods and strategies that teachers use to deliver instruction and manage their classrooms. While there is no one-size-fits-all approach to teaching, there are certain techniques that have been shown to be effective in promoting student learning.

In this chapter, we will explore the importance of technique in teaching and discuss some of the most effective techniques that teachers can use in

their classrooms. We will also provide tips and strategies for developing and improving your teaching technique.



## The Skillful Teacher: On Technique, Trust, and Responsiveness in the Classroom by Stephen D. Brookfield

★★★★☆ 4.5 out of 5

Language	: English
File size	: 1579 KB
Text-to-Speech	: Enabled
Screen Reader	: Supported
Enhanced typesetting	: Enabled
Word Wise	: Enabled
Print length	: 299 pages
Lending	: Enabled



### Why is Technique Important in Teaching?

There are many reasons why technique is important in teaching. First, technique can help teachers to deliver instruction in a clear and effective manner. When teachers use effective teaching techniques, students are more likely to understand the material being taught and to be able to apply it to their own lives.

Second, technique can help teachers to create a positive and engaging learning environment. When teachers use effective teaching techniques, students are more likely to be motivated to learn and to participate in class. This can lead to increased student achievement and a more positive learning experience for everyone.

Finally, technique can help teachers to manage their classrooms effectively. When teachers use effective teaching techniques, they are more likely to be able to maintain Free Download and discipline in their classrooms. This can create a more productive learning environment and help to reduce stress for both teachers and students.

## **Effective Teaching Techniques**

There are many different teaching techniques that teachers can use in their classrooms. Some of the most effective techniques include:

- **Active learning:** Active learning is a teaching method that encourages students to take an active role in their learning. This can be done through a variety of activities, such as discussions, simulations, role-playing, and problem-solving exercises.
- **Cooperative learning:** Cooperative learning is a teaching method that encourages students to work together in small groups to achieve a common goal. This can help students to develop teamwork skills, communication skills, and problem-solving skills.
- **Differentiated instruction:** Differentiated instruction is a teaching method that takes into account the individual needs of students. This can be done by providing students with different levels of support, resources, and activities.
- **Technology integration:** Technology integration is the use of technology in the classroom to enhance student learning. This can be done through a variety of tools, such as computers, tablets, and interactive whiteboards.

These are just a few of the many effective teaching techniques that teachers can use in their classrooms. By using these techniques, teachers can help to create a positive and engaging learning environment and promote student achievement.

## **Tips for Developing and Improving Your Teaching Technique**

If you want to improve your teaching technique, there are a few things you can do.

- **Observe other teachers:** One of the best ways to learn about effective teaching techniques is to observe other teachers in action. Pay attention to the techniques that they use and how they interact with their students.
- **Attend professional development workshops:** Professional development workshops can provide you with new ideas and strategies for teaching. These workshops can be offered by your school district or by private organizations.
- **Read books and articles about teaching:** There are many excellent books and articles available about teaching. These resources can provide you with valuable insights into effective teaching techniques.
- **Experiment with different techniques:** The best way to find out what techniques work best for you is to experiment with different ones. Don't be afraid to try new things and see what works for you and your students.
- **Get feedback from students:** One of the best ways to improve your teaching technique is to get feedback from your students. Ask them

what they like and don't like about your teaching and what you could do to improve.

By following these tips, you can develop and improve your teaching technique and create a more positive and engaging learning environment for your students.

---

## **Chapter 2: Building Trust in the Classroom**

Trust is the foundation of any strong relationship, and this is especially true in the classroom. When students trust their teacher, they are more likely to be engaged in their learning, take risks, and achieve their full potential.

There are many things that teachers can do to build trust with their students. Some of the most important include:

- **Be consistent and fair:** Students need to know that they can count on their teacher to be fair and consistent. This means treating all students with respect, regardless of their background or ability level.
- **Be transparent:** Students need to know what is expected of them and why. This means being clear about your expectations and providing students with regular feedback on their progress.
- **Be supportive:** Students need to know that their teacher is there for them, both academically and personally. This means providing students with the support and encouragement they need to succeed.

- **Be respectful:** Students need to feel respected by their teacher. This means listening to their ideas, valuing their opinions, and treating them with dignity.

Building trust takes time and effort, but it is essential for creating a positive and productive learning environment. When teachers take the time to build trust with their students, they reap the benefits of increased student engagement, motivation, and achievement.

### **Benefits of Building Trust in the Classroom**

There are many benefits to building trust in the classroom. Some of the most important benefits include:


- **Increased student engagement:** When students trust their teacher, they are more likely to be engaged in their learning. This is because they feel safe and supported, and they know that their teacher is invested in their success.
- **Increased motivation:** When students trust their teacher, they are more likely to be motivated to learn. This is because they believe that their teacher is there to help them succeed.
- **Increased student achievement:** When students trust their teacher, they are more likely to achieve their full potential. This is because they are not afraid to take risks and try new things.
- **Improved classroom climate:** When students trust their teacher, there is a more positive and productive classroom climate. This is because students feel safe and respected, and they are more likely to cooperate with each other.

Building trust in the classroom is essential for creating a positive and productive learning environment. When teachers take the time to build trust with their students, they reap the benefits of increased student engagement, motivation, and achievement.

## Tips for Building Trust with Students

There are many things that teachers can do to build trust with their students. Here are a few tips:

- **Be yourself:** Students can tell when you are being fake, so it is important to be yourself. Let your students see the real you, and they will be more likely to trust you.
- **Be honest:** Always be honest with your students. If you make a mistake, admit it. If you don't know the answer to a question, say so. Students appreciate honesty, and it will help them to trust you.
- **Be patient:** Building trust takes time. Don't get discouraged if you don't see results immediately. Just keep being consistent and supportive, and




## The Skillful Teacher: On Technique, Trust, and Responsiveness in the Classroom by Stephen D. Brookfield

★★★★☆ 4.5 out of 5

Language	: English
File size	: 1579 KB
Text-to-Speech	: Enabled
Screen Reader	: Supported
Enhanced typesetting	: Enabled
Word Wise	: Enabled
Print length	: 299 pages
Lending	: Enabled


FREE

DOWNLOAD E-BOOK



## Very Short Introductions: A Gateway to Knowledge Unleashed

In the realm of academia, where vast oceans of information await exploration, Very Short s (VSIs) emerge as a beacon of clarity and accessibility. These concise yet...



## Born on the Third of July: An Unforgettable Journey of Resilience, Courage, and Hope

Born on the Third of July is a powerful and poignant memoir that chronicles the author's experiences as a young man drafted into the Vietnam War and...